


CHILDREN'S GO KART



LEANTOYS CARS

WWW.LEANTOYS.PL

CE

- Suitable for 5⁺ years
- Maximum user weight: 50kg

OWNER'S MANUAL

Read and understand this entire manual before using!

Please keep this manual for future reference as it contains important

Table of Contents

- 1. About Your New Vehicle**
- 2. Parts List**
- 3. Assembly Steps**
- 4 How To Operation Your Vehicle**
- 5. Maintaining Your Vehicle**

About Your New Vehicle

Thank you for purchasing our products, we wants your child to enjoy this product for years to come.

Keep these points in mind as you read this guide:





Suitable age:	5 ⁺ years		
Load Capacity:	Under 50Kg		
Size of car:	1130*640*620mm		
Carton size:	990*640*260mm		
Material:	PP,IRON	Optimum Temperature:	Below 40°C Avoid to use under burning sun








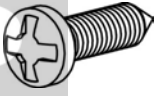
 **WARNING!**

FOR THE SAFETY OF YOUR CHILD, PLEASE READ ALL WARNINGS AND ASSEMBLY/USE INSTRUCTIONS. KEEP THIS GUIDE FOR FUTURE REFERENCE.

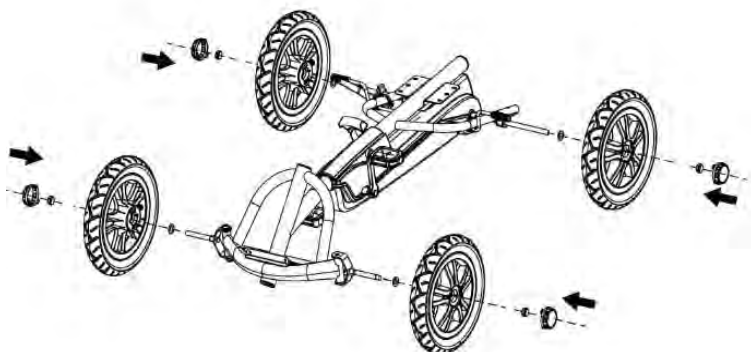
- **ADULT ASSEMBLY REQUIRED.** The product contains small parts, which are for adult assembly only. Keep small children away when assembling.
- Always remove protective material and poly bags and dispose before assembly.


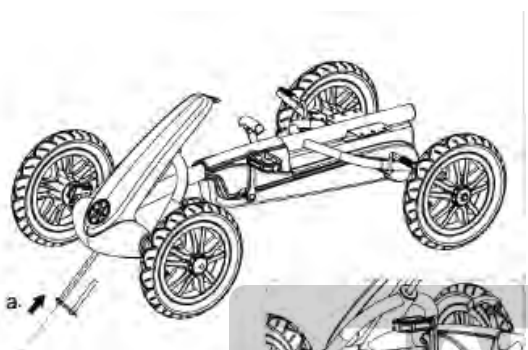
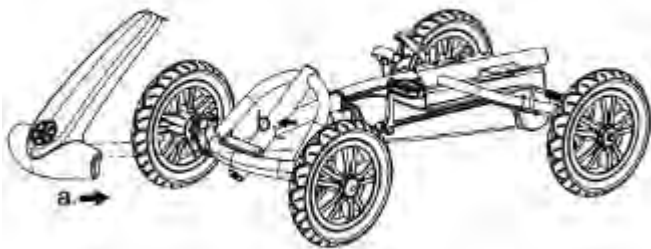
Parts List

PART NO	PART NAME	PICTURE	Q'ty (pcs)	REMARKS	PART NO	PART NAME	PICTURE	Q'ty (pcs)	REMARKS
1	Vehicle body with 1. Gasket M12*18 at the top of the shaft of four total 7pcs 2. Nut M12 at the top of the shaft of four total 4pcs		1		2	Seat		1	
3	Steering wheel		1		4	Panel		1	

5	Steering shaft with M5*40mm screw 1pcs, M5 nut 1pcs		1	6	Liner tube		1
7	wheel		4	8	manual		1
11	screw M5*35mm		2	12	nut M5		2
13	gasket 5*12		4	14	lag spike M4*14mm		2

Assembly Steps

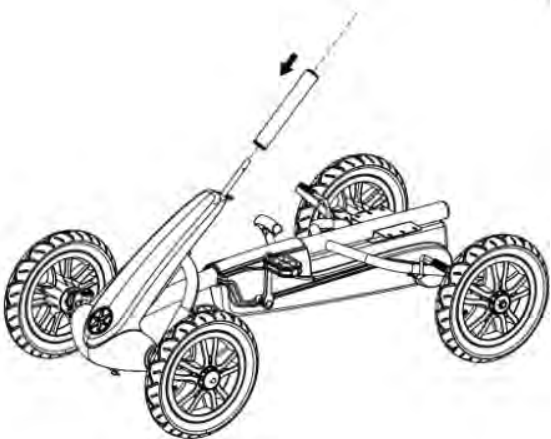


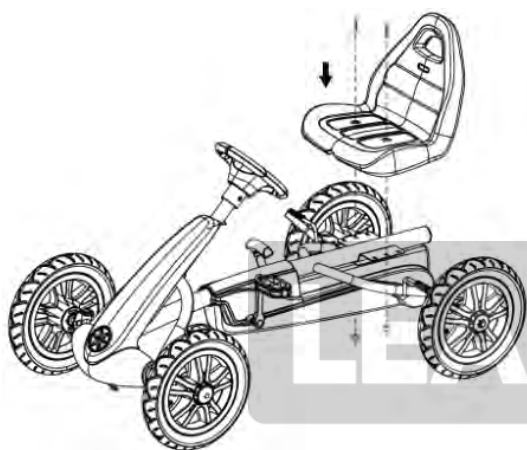
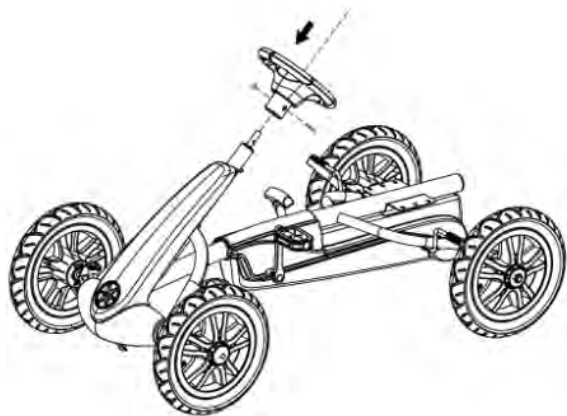


LEANTOYS CARS

WWW.LEANTOYS.PL

Assembly Steps





LEANTOYS CARS

WWW.LEANTOYS.PL

How To Operate Your Vehicle

⚠️ WARNING!

PREVENT INJURIES AND DEATHS:

• NEVER LEAVE CHILD UNATTENDED. DIRECT ADULT SUPERVISION IS

REQUIRED. Always keep child in view when child is in vehicle.

• Never use in roadways, near cars, on or near steep inclines or steps, swimming pools or other bodies of water.

• Always wear shoes.

• Always sit on the seat.

• Suitable for age 5⁺ years; Maximum user weight is 50kgs.

• Not to be used in traffic

• A recommendation for adult supervision of young children.

• The toy should be used with caution since skill is required to avoid falls or collisions

causing injury to the user or third parties

Must confirm before using that following work which is already finished:

- Finishing the complete car to assemble according to the steps that the manual described.
- All places to need the screw guarantee the screw has already been locked.

Rules for Safe Riding

READ THESE RULES ALOUD TO YOUR CHILD AND THEIR PLAYMATES AND MAKE SURE THEY UNDERSTAND THEM!

- Direct Adult Supervision Required.
- Keep Children within Safe Riding Areas.
- Never driving in roadway, near motor vehicles, on lawn space, on near steep inclines or steps,
swimming pools or other bodies of water.
- Use the toy only on flat surfaces. such as inside your house, garden or playground.
- Never use in the dark. A child could encounter unexpected obstacles and have an accident. Operate the
vehicle only in the daytime or a well-lit area.
- It is not recommended to drive the vehicle on wet surfaces or on lopes of greater than 15 degrees.
- Do not use this vehicle outdoors when it is raining or snowing.
- Make sure you come to a complete stop before changing directions from forward to back.
- Please follow the correct weight and age limits allowed to drive this vehicle.
- Inspect connections of the vehicle periodically.
- In order to avoid accidents, please ensure the vehicle is safe before riding.
- Do not let any child touch the wheels or be near them when the car is moving .

Maintaining Your Vehicle

- It is parents' responsibility to check main parts of the toy before using, Must regularly examine for potential hazard, such as screws are fastening enclosure of other parts and that in the event of such damage, the toy must not be until that damage had been properly removed.
- Make sure the plastic parts of the vehicle are not cracked or broken.
- Occasionally use a lightweight oil to lubricate moving parts such as wheels.
- Park the vehicle indoors or cover it with a tarp to protect it from wet weather.
- Keep the vehicle away from sources of heat, such as stoves and heaters. Plastic parts may melt.
- Do not wash the vehicle with a hose. Do not wash the vehicle with soap and water.
- Clean the vehicle with a soft, dry cloth. To restore shine to plastic parts, use a non-wax furniture polish. Do not use car wax. Do not use abrasive cleaners.
- Do not drive the vehicle in loose dirt, sand or fine gravel which could damage moving parts.

LEAN CARS

WWW.LEANTOYS.PL

Our products are suitable for
EN71 standard.